

A photograph of a volleyball game in progress. In the foreground, a male player in a red jersey is jumping high with his arms extended towards a yellow and blue volleyball. Another player in a red jersey is also jumping nearby. In the background, a female player in a black and red jersey is visible. The setting is an indoor sports hall with a wooden floor and a volleyball net.

COURSE ORGANISERS HANDBOOK

 **VOLLEYBALL**
ENGLAND

2015

COURSE ORGANISERS HANDBOOK

CONTENTS:

[Coach/Referee Pathways](#)
[Courses Overview + Descriptors](#)
[Facility Requirements](#)
[Tutor Appointment](#)
[Costs](#)
[Organising a course](#)
[Recognised Centres of Delivery](#)
[Cancellation Policies](#)

Courses for Teachers

[Volley Sport](#)
[Mini Volley](#)
[Super Mini Volley](#)

Coaching Courses

[UKCC Level 1](#)
[UKCC Level 2](#)
[Volleyball England Level 3](#)
[Beach Volleyball Coaching Clinic](#)

Activator, Leadership & Volunteering

[Young Leaders](#)
[Young Event Volunteer](#)
[Student Activator](#)
[Go Spike Activator](#)

Refereeing

[Young Referee Course](#)
[Grade 4 Referee Course](#)

Workshops

[Sitting Volleyball Workshop](#)

[Health & Safety Guidelines](#)
[Tutor List](#)
[Course Application Forms](#)
[Contacts](#)

INTRODUCTION:

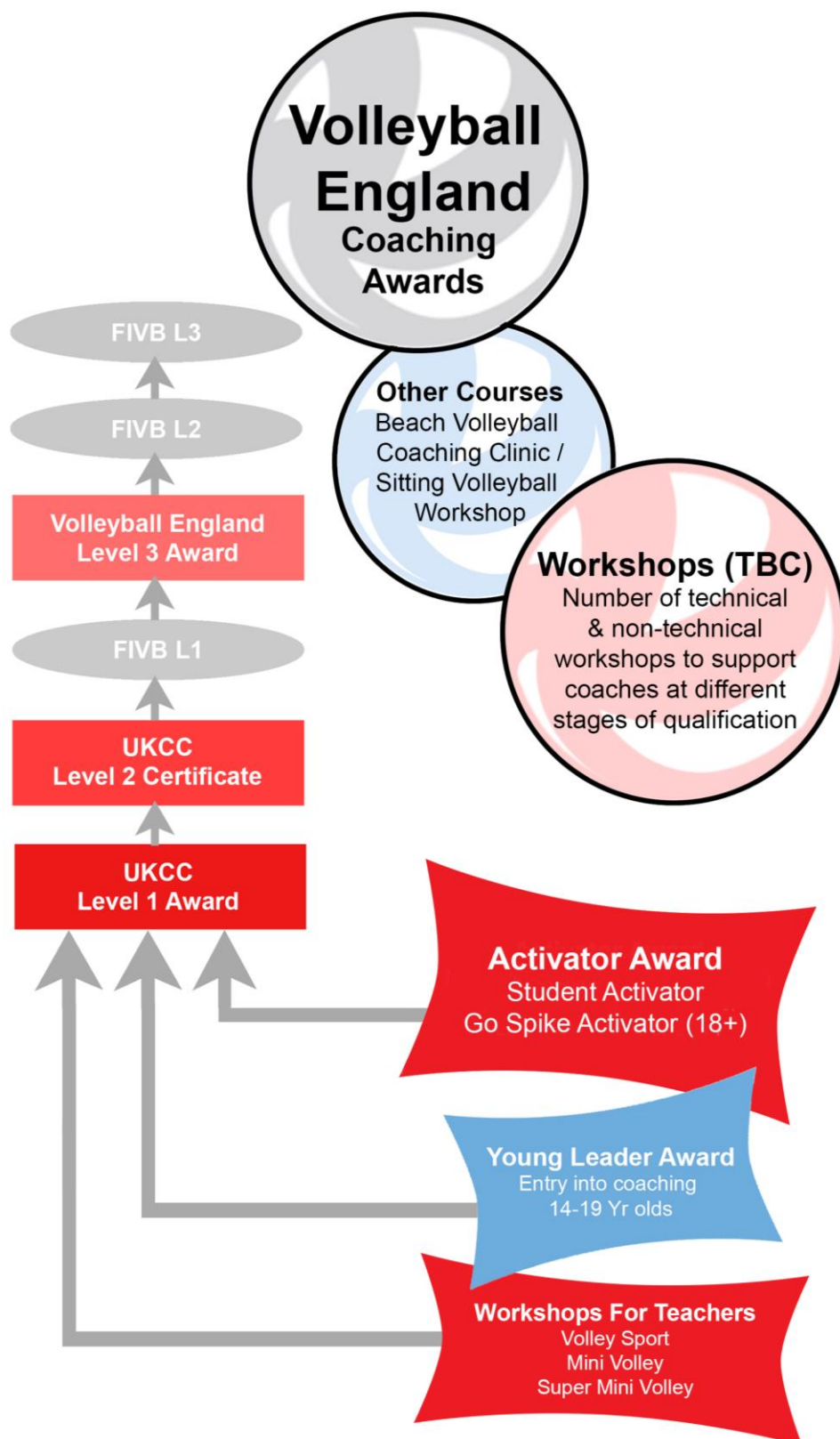
This handbook presents guidelines and procedures for all the courses Volleyball England currently offer.

The document covers areas of coaching, officiating and general leadership and provides an understanding of where each course fits within Volleyball England workforce pathways.

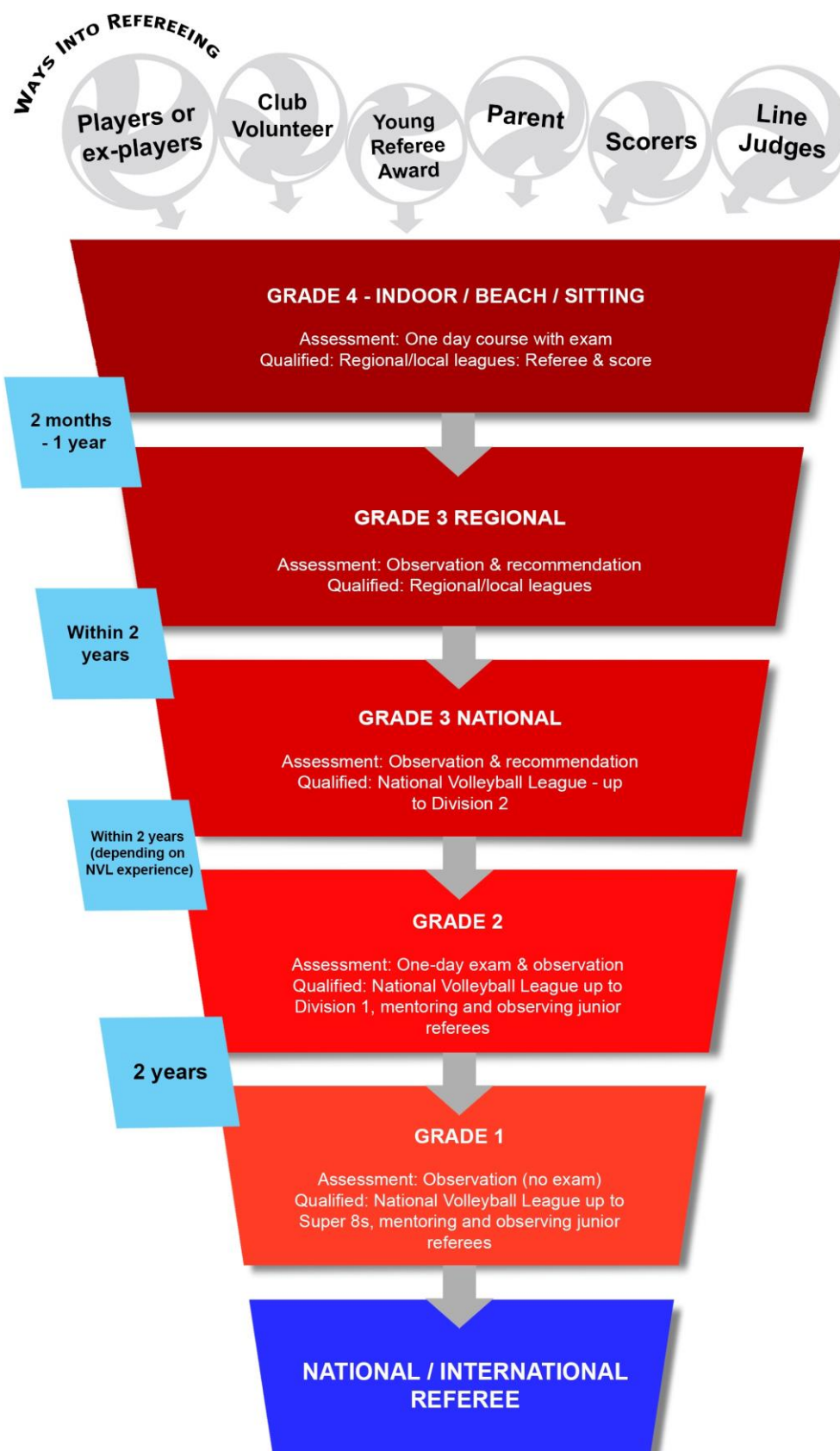
All course descriptions, content, learning outcomes, booking processes, facility requirements, tutor expectations, pre during and post course administration and other relevant information is included in this document.



VOLLEYBALL ENGLAND COACHING PATHWAY



VOLLEYBALL ENGLAND REFEREEING PATHWAY



COURSES OVERVIEW

VOLLEYSPORT – 4 HOURS

This workshop introduces teachers to the game. You will gain an understanding of the rules, equipment and how to run sessions. The workshop comes with a resource pack full of fun warm up sessions and game based activities demonstrated by our experienced tutor. Without the pressure of assessments, this a fun and relaxed practise to kick-start volleyball in your school.



MINI-VOLLEY – 4 HOURS



This workshop offers teachers the opportunity to progress and develop their volleyball knowledge by understanding the 3v3 version of the game. With the guidance of our highly trained tutor and resource packs, you will gain a clear understanding of how to deliver Mini Volley to your students.

SUPER MINI-VOLLEY – 4 HOURS

This workshop will teach you our 4v4 version of the game. Super Mini Volley is a recognised competition format for the youth and is the key bridge between mini versions and the full 6v6 game. Our accomplished tutor will deliver a clear understanding of the game aided by resource packs for you to take away and use in the future.





UKCC LEVEL 1 COACHING AWARD – 3 DAYS

This is the basic introductory coaching award and is a minimum of 16 hours delivery plus an assessment day. The course aims to enable the coach to assist in the introduction of volleyball to a group of inexperienced adults or children in a safe, controlled and enjoyable manner. Knowledge and understanding of tactics and skills is developed through a progression of small-sided games based on three modules that address the VolleySport, Mini-Volley and Super Mini-Volley formats (see above). Opportunities are provided for candidates to build their experience of practical coaching in a group setting.



UKCC LEVEL 2 COACHING CERTIFICATE – 4 DAYS

The UKCC Level 2 Award is a minimum of 32 hours of delivery and it prepares the coach who has some experience of competitive volleyball to run practical sessions on their own with an extended knowledge of how to structure, develop and progress towards a 6v6 game of volleyball. The course builds upon the knowledge, understanding and skills attained at UKCC Level 1 moving through the LPV formats of 3 Vs 3 to 4 Vs 4 to 6 Vs 6.



VOLLEYBALL ENGLAND LEVEL 3 COACHING AWARD – 4 DAYS



The Level 3 Award is a minimum of 32 hours and prepares the experienced coach to deliver a programme of training sessions aimed at improving the technical and tactical performance of individual players and a team over a series of matches (season). The course also covers; game analysis and evaluation of performance, short, medium and long-term planning of training and competition, physical and psychological development of individuals and teams and coaching methodology. Opportunities are provided for candidates to extend their experience of practical coaching in a group setting and assessment is completed by formal written examination and group project work.



BEACH VOLLEYBALL COACHING CLINIC – 2 DAYS

This Coaching Award has been designed for coaches who are qualified at Level 1 to gain specialist knowledge and skills in coaching beach volleyball. The course is a minimum 14 hours of delivery covering the basic principles of the beach game including the specific health and safety aspects. The course requires an outdoor or indoor sand court as well as access to classroom facilities. Course Organisers should liaise with the tutor to ensure that facilities and equipment meet the requirements for the course.

YOUNG LEADERS AWARD – 6 HOURS



The Volleyball Young Leaders Award is a 6-hour course designed to be used by clubs, schools and youth groups. The award is designed to complement the Level 1 Award in Sports Leadership and Level 1 Award in Community Sports Leadership or to stand alone as a valid award for young leaders. It can be delivered by any PE Teacher or Level 2

Coach using the Tutor Resource Pack. This easy-to-follow resource plans your sessions for you, is national curriculum friendly and can be delivered in one go or as part of PE lesson time.

YOUNG EVENT VOLUNTEER AWARD – 6 HOURS



The Young Event Volunteer Award is aimed at 14-19 year olds and suitable for students, young club members or anyone wishing to develop their leadership skills through volleyball activity. The course has been developed with the aim of providing young people with the knowledge and skills to volunteer at a national or international volleyball event or take a lead in organising a volleyball event in their school / college or club.



STUDENT ACTIVATOR – 3 HOURS

The workshop is three hours long and comprises of challenges and adapted games. The Activator is challenged to get beginners playing volleyball anywhere and anytime. The course covers: basic volleyball shots needed to start up a game and ideas of a large number of different games, designed to be enjoyed by all.



GO SPIKE ACTIVATOR – 4 HOURS



The workshop is four hours long and comprises of challenges and adapted games. The Activator is challenged to get beginners playing volleyball anywhere and anytime. The course covers: basic volleyball shots needed to start up a game and ideas of a large number of different games, designed to be enjoyed by all. The course also covers content on how to best market your sessions.

YOUNG REFEREES AWARD – 6 HOURS

The Young Referee Award is aimed at 14-19 year old students wishing to develop their leadership skills through refereeing volleyball. The course has been developed with the aim of providing young people with the skills necessary to conduct a volleyball match effectively. The course does not require participants to have any previous knowledge of volleyball and can be delivered by any PE Teacher or Level 2 Coach supported by the Tutor Resource Pack.



This easy-to-follow resource plans your sessions for you, is national curriculum friendly and can be delivered in one go or as part of PE lesson time.



GRADE 4 REFEREE COURSE – 1 DAY

The one-day Grade 4 refereeing course is your first step into refereeing. It consists of pre-course tasks, half a day of on-court practice and half a day conducted in a classroom setting, covering both theoretical and practical aspects of refereeing. The day will finalise in a written examination.



SITTING VOLLEYBALL WORKSHOP – 3 HOURS

The workshop is four hours long and comprises of practical and theory sessions to introduce the game. It is not necessary to have a typical sitting volleyball court and balls as the leader is challenged to get beginners playing volleyball anywhere.



FACILITY REQUIREMENTS OVERVIEW

The CO is responsible for establishing that there is a need for a course and making sure that the course minimum can be achieved (if applicable). Once there is enough interest, a facility will need to be sourced and this should **fulfil the following MINIMUM STANDARDS**:

	VolleySport	Mini-Volley	Super Mini-Volley
Total Hours	4	4	4
Class/Sports Hall	1 hour / 3 hours	1 hour / 3 hours	1 hour / 3 hours
Court space	1 badminton court per 6 candidates, (with net or rope across courts).		
Balls	1 ball per 2 candidates min. Mixture of teaching and leather volleyballs.		
Ball trolley	1 trolley or portable ball container on all courses.		
Other equipment in gym	Seats, 1 per candidate. White board or flip chart and pens.		
Classroom facilities	DVD playback facility (optional). White board or flip chart and pens. Multimedia projector and screen. Tables and chairs.		

	Young Leaders	Young Referee	Young Event Volunteer	Student Activator	Go Spike Activator	Sitting Workshop
Total Hours	6 Hours			3 Hours	4 Hours	4 Hours
Class/Sports Hall	Fully practical, No classroom required					
Court space	1 badminton court per 6 candidates, (with net or rope across courts).					1 sitting court per 12 candidates
Balls	1 ball per 2 candidates min. Mixture of teaching and leather balls.					
Ball trolley	1 trolley or portable ball container on all courses.					
Other equipment in gym	Seats, 1 per candidate. White board or flip chart and pens.					

The facility and equipment must also conform to the **Health and Safety Guidelines** contained within this document.

	UKCC Level 1	UKCC Level 2	Volleyball England Level 3
Total Hours	24 incl. assessment (3 Days)	32 incl. assessment (4 Days)	32 plus off course assessment (arranged at £25 cost) (4 days)
Class/Gym ratio	1/23 (1 st hour on the first day in the classroom)	10/22 (Breakdown in course details)	Both to be available at all times
Court space	1 volleyball court per 16 candidates, fixed posts	1 volleyball court per 16 candidates, including fixed posts, tensioned net, antennae.	
Facility	To have heating or be at a warm temperature and have access to drinks on site		
Balls	1 ball per 2 candidates min. Mixture of teaching and standard volleyballs.	1 ball per 2 candidates min.	
Ball trolley	1 trolley or portable ball container on all courses		
Referee stand	No	Preferred	Preferred
Coaching platform (Box)	No	Essential	Essential
Other equipment in gym	Seats, 1 per candidate. White board or flip chart and pens.		
Classroom facilities	DVD playback facility (optional – Level 1, compulsory – Level 2 and 3) White board or flip chart and pens. Multimedia projector and screen. Tables and chairs for written examination.		

For all UKCC courses, the venue must be registered with 1st 4 Sport. Requests to register a venue must be made by Volleyball England office to services@1st4sportqualifications.com clearly stating the venue name and address. Venues that do not satisfy above minimum criteria will not be granted the delivery of courses.

Grade 4 Referee Course	
Total Hours	8 Hours (1 Day)
Class/Gym ratio	4/4 (Morning in Sports Hall, Afternoon in the Classroom)
Court space	1 volleyball court per 18 candidates, fixed posts, tensioned net and antennae
Facility	To have heating or be at a warm temperature and have access to drinks on site
Balls	1 ball per 2 candidates min.
Referee stand	Yes (Essential)
Other equipment in Sports Hall	Seats, 1 per candidate. White board or flip chart and pens. Team benches, scorer's table and line judge flags.
Classroom facilities	Multimedia projector and screen. Tables and chairs for written examination.

TUTOR APPOINTMENT

All tutors for coaching courses (UKCC Level 1 + 2 courses and Volleyball England Level 3) are appointed by Volleyball England and based on the recommendation of the coaching commission (if applicable). All tutors for referee courses will be appointed by the referee commission.



Course/Workshop	Level of Tutor eligible to tutor
VolleySport	VolleySport Tutor, Staff Tutor 1, 2 & Senior
Mini-Volley	Mini-Volley Tutor, Staff Tutor 1, 2 & Senior
Super Mini-Volley	Super Mini-Volley Tutor, Staff Tutor 1, 2 & Senior
Level 1 Award	Staff Tutor 1, 2 & Senior Staff Tutor
Level 2 Certificate	Staff Tutor 2 & Senior Staff Tutor
Level 3 Award	Senior Staff Tutor
Activator Courses	Activator Trained Tutors
Sitting Volleyball Workshop	Sitting Volleyball Trained Tutors
Grade 4 Referee	Any tutor trained to deliver Grade 4 courses
Beach Coaching Course	Beach Volleyball specialists will be recommended for delivery by Volleyball England.

Young Leaders, Young Officials and Young Event Volunteer courses can be tutored by any qualified PE teacher or Level 2 and above registered volleyball coach with Volleyball England. Any tutor trained to deliver the Grade 4 course can deliver the Young Officials course. All organisations/schools with little to no knowledge of volleyball, should appoint a tutor for the course.

THE FULL LIST OF TUTORS IS PROVIDED HERE

COSTS

Course	Learner Fee
UKCC Level 1 Award	£190 (In effect from 01.04.2015)
UKCC Level 2 Certificate	£450
Level 3 Award	£600
Beach Volleyball Course	£120
Activator HE/FE	£35
Activator Adult 16+ Community	£70
Sitting Volleyball Workshop	£50
Grade 4 Referee Course	£50

COURSES FOR TEACHERS / YOUTH

Schools with no or little knowledge of Volleyball usually run the courses below with a Volleyball England Tutor. If a teacher/youth leader is running the course, they will just need to purchase the resource packs below. We advise that 1 per school is sufficient and all candidates should receive an award pack as confirmation of completion.

	Resource Pack Fee (Member)	Resource Pack Fee (Non -Member)	Cost of using a Volleyball England tutor
VolleySport Course	£20	£30	£140
Mini-Volley Course	£20	£30	£140
Super Mini-Volley Course	£20	£30	£140
Young Leaders	£40	£50	£210
Young Referee	£40	£50	£210
Young Event Organiser	£40	£50	£210

Other resources:

	Cost	
VolleySport Certificate	£1	
Mini-Volley Certificate	£1	
Super Mini-Volley Certificate	£1	
Young Leaders Award Pack	£5	Includes: Certificate, Water Bottle, Drawstring Bag
Young Ref Award Pack	£5	Includes: Certificate, Whistle, Pocket Rule Cards
Young Event Volunteer Award Pack	£5	Includes: Event Volunteer T-Shirt

*Postage costs not included

Tutor fees for Volleyball England appointed tutors:

Tutoring: £35 per hour
Travel: £0.25 per mile

VENUE HIRE

Volleyball England will pay up to £200 per day for facility hire and classroom for all Coaching courses. This is up to £150 for a refereeing course. For all other courses including the mini-modules, the course organiser will be required to source a free venue.

ORGANISING A COURSE

An application to organise a Volleyball England course must be made to the Volleyball England Office by the CO on an official training course application form. Applications for courses with less than 6 weeks' notice will be considered by Volleyball England but may be rejected. Additional fees will also apply for courses requested

Please fill in the relevant form and return to r.neveykin@volleyballengland.org or call 01509 227730 to discuss

Courses for teachers,
UKCC and Activator
courses

Young People Courses

Grade 4 Referee
Course

RECOGNISED CENTRES

Any of the Volleyball England Recognised Centres can arrange UKCC Level 1 and UKCC Level 2 courses. For these, the head office will assist in advertising the course on the website. All other requests including candidate queries for these course must be directed to the organising centre.

The following centres are approved to deliver the UKCC Level 1 and UKCC Level 2 qualifications:

Cardiff Metropolitan University
Carnegie Coach Education
Colchester Institute
Manchester Metropolitan University
Newcastle Under Lyme College
PETROC – Barnstaple
Prison Service College
Richmond Upon Thames College
Sheffield Hallam University
Sport Solent
Sport Structures
Steve Jones, Sports Development Education & Training
Top Flight Volley Limited
University of Exeter

Contact details of all centres can be requested from 1st 4 Sport.

CANCELLATION

Please be aware that the following refund policy applies to all coaching and refereeing courses organised by Volleyball England.

INSUFFICIENT NUMBERS

In the event of there being insufficient numbers booked onto a course, Volleyball England will cancel the course. All candidates booked on to that course will be notified and have their candidate fee reimbursed or transferred to another volleyball course that they are able to attend.

CANCELLATION POLICY

If a candidate wishes to cancel their place on a course, the following cancellation policy applies:

- Cancelled more than 20 working days before the start of the course – full refund
- Cancelled less than 20 working days before the start of the course – full refund minus an administration fee (£18)
- Cancelled less than 10 working days before the start of the course – no refund

EXTENUATING CIRCUMSTANCES

If you were unable to attend any of the course due to extenuating circumstances you must inform Volleyball England in writing five days from the day of the course that you missed. If you were unable to attend due to illness you must provide evidence of a doctor's note.

MISSED TUTORING OR ASSESSMENT DAYS (UKCC LEVEL 1, UKCC LEVEL 2 & VOLLEYBALL ENGLAND LEVEL 3)

Should you miss any of the tutoring days you are not permitted to attend the assessment day until you have attended the missed days on another course. To book onto the days of another course you will incur an additional charge of £25 (Level 1), £45 (Level 2) and TBC (Level 3).

If you fail to attend both tutoring days on your original course, you will not be able to receive a refund or transfer to another course.

If you fail to attend your assessment day you will be classed as 'Not Yet Competent' (NYC) and you will be required to attend the assessment day of another course. To book onto another assessment day you will incur an additional charge of £25 (Level 1) or £45 (Level 2).

If you have any questions about this policy, please contact Roman Neveykin on 01509 01509 227730 or r.neveykin@volleyballengland.org

COURSE INFORMATION

***VOLLEYSPORT COURSE
MINI-VOLLEY COURSE
SUPER MINI-VOLLEY COURSE
UKCC LEVEL 1
UKCC LEVEL 2
LEVEL 3
BEACH VOLLEYBALL COACHING COURSE
YOUNG LEADERS AWARD
YOUNG EVENT VOLUNTEER AWARD
GO SPIKE STUDENT ACTIVATOR
GO SPIKE COMMUNITY ACTIVATOR
YOUNG REFEREE AWARD
GRADE 4 REFEREE COURSE
SITTING VOLLEYBALL WORKSHOP***

VOLLEYSPORT COURSE

DESCRIPTION

This workshop introduces teachers to the game. You will gain an understanding of the rules, equipment and how to run sessions. The workshop comes with a resource pack full of fun warm up sessions and game based activities demonstrated by our experienced tutor. Without the pressure of assessments, this a fun and relaxed practise to kick-start volleyball in your school.

DURATION

4 Hours

COST

Cost of resources: £20 per person (Members), £30 per person (Non – Members). Plus Postage.

Cost of tutor for 4 hour delivery: £140 + Expenses



FACILITY REQUIREMENTS

VolleySport	
Total Hours	4
Class/Sports Hall	1 hour / 3 hours
Court space	1 badminton court per 6 candidates, (with teaching net or rope across courts). Ideally a volleyball court with fixed posts.
Balls	1 ball per 2 candidates min. Mixture of teaching and leather balls.
Ball trolley	1 trolley or portable ball container on all courses.
Other equipment in gym	Seats, 1 per candidate. White board or flip chart and pens.
Classroom facilities	White board or flip chart and pens. Multimedia projector and screen. Tables and chairs.

LEARNING OUTCOMES

By the end of this course candidates should be able to:

- Choose appropriate practices, games and equipment in order to introduce and develop the basic tactical concepts of attack, defence and co-operation with a team mate.
- Introduce key movement skill concepts, identify common errors and formulate corrective practices.
- Describe and use different styles of delivery and group organisation.
- Identify changes to the game for the purpose of progression, inclusion and differentiation.
- Understand, apply and adapt basic rules and refereeing for VolleySport.

OUTLINE TIMETABLE & SYLLABUS

10 min	<i>Introduction</i> Induction, course structure, learning outcomes and introduction to the activity card resource	Class
100 min	<i>Familiarity with the VolleySport cards</i> Work with individual cards and explore a number of concepts related to delivery style, progression, inclusion, differentiation and group organisation.	Gym
30 min	<i>VolleySport in Context</i> Discussion of health and safety issues, review of tactical and technical concepts and VolleySport in the wider context of introducing and developing volleyball.	Class
45 min	<i>Delivering a Session</i> Delivery of a typical session focusing on the interaction of the different card types with a particular emphasis on a whole-part-whole approach.	Gym
35 min	<i>Organising a Tournament</i> Opportunity to organise and participate in a 2 v 2 tournament and introduce basic match officiating.	Gym
10 min	<i>Summary and Evaluation</i> Evaluation of the course and identification of points for future action.	

SUPPORTING RESOURCES

Each learner will receive a set of Volley Sport cards full of ideas and practices that will help you to deliver and coach volleyball to any beginners.

Upon successful completion of the course a certificate will be provided to all candidates by the course tutor.



ELIGIBILITY

Candidates should be at least sixteen years of age and have an interest in introducing volleyball to beginners and/or young children.

SUCCESSFUL COMPLETION

Attendance only.

BOOKING INFORMATION

Return the courses for [teachers booking form](#) to coaching@volleyballengland.org as an expression of interest or call 01509 227730 to discuss. Applications for courses with less than 6 weeks' notice will be considered by Volleyball England but may be rejected. A register will be required at the end of the course for certification.

MINI VOLLEY COURSE

DESCRIPTION

This workshop offers teachers the opportunity to progress and develop their volleyball knowledge by understanding the 3v3 version of the game. With the guidance of our highly trained tutor and resource packs, you will gain a clear understanding of how to deliver Mini Volley to your students.

DURATION

4 Hours

COST

Cost of resources: £20 per person (Members), £30 per person (Non – Members). Plus Postage.

Cost of tutor for 4 hour delivery: £140 + Expenses



FACILITY

REQUIREMENTS

Mini Volley	
Total Hours	4
Class/Sports Hall	1 hour / 3 hours
Court space	1 badminton court per 6 candidates, (with teaching net or rope across courts). Ideally a volleyball court with fixed posts.
Balls	1 ball per 2 candidates min. Mixture of teaching and leather balls.
Ball trolley	1 trolley or portable ball container on all courses.
Other equipment in gym	Seats, 1 per candidate. White board or flip chart and pens.
Classroom facilities	White board or flip chart and pens. Multimedia projector and screen. Tables and chairs.

LEARNING OUTCOMES

By the end of this course candidates should be able to:

- Choose appropriate practices, games and equipment in order to develop the tactical concepts of attack and defence; identifying strengths and weaknesses, moving opponents out of position, reading and anticipating situations and making decisions about using a range of shots and court positions.
- Help players to build on existing skills and further develop a variety of skill concepts related to attacking (jump attack/tip) and defending (block and forearm pass), identify common errors and formulate corrective practices to improve consistency and accuracy.

- c) Describe and use different styles of delivery and group organisation.
- d) Identify changes to the game for the purpose of progression, inclusion and differentiation.
- e) Understand, apply and adapt basic rules and refereeing for Mini Volley

OUTLINE TIMETABLE & SYLLABUS

10 min	<i>Introduction</i> Induction, course structure, learning outcomes and introduction to the activity card resource	Class
100 min	<i>Familiarity with the MiniVolley cards</i> Work with individual cards and explore a number of concepts related to delivery style, progression, inclusion, differentiation and group organisation.	Gym
30 min	<i>Mini-Volley in Context</i> Discussion of health and safety issues, review of tactical and technical concepts and Mini-Volley in the wider context of introducing and developing volleyball.	Class
45 min	<i>Delivering a Session</i> Delivery of a typical session focusing on the interaction of the different card types with a particular emphasis on a whole-part-whole approach.	Gym
35 min	<i>Organising a Tournament</i> Opportunity to organise and participate in a 3 v 3 tournament and experience basic match officiating.	Gym
10 min	<i>Summary and Evaluation</i> Evaluation of the course and identification of points for future action.	

SUPPORTING RESOURCES

Each learner will receive a set of Mini Volley cards full of ideas and practices that will help you to deliver and coach volleyball to those already with a basic understanding of fundamentals.

Upon successful completion of the course a certificate will be provided to all candidates by the course tutor.



ELIGIBILITY

Candidates should be at least sixteen years of age and have an interest in progressing volleyball skills of beginners and/or young children. Must already have an understanding of basic fundamentals covered in the VolleySport course.

SUCCESSFUL COMPLETION

Attendance only.

BOOKING INFORMATION

Return the courses for [teachers booking form](#) to coaching@volleyballengland.org as an expression of interest or call 01509 227730 to discuss. Applications for courses with less than 6 weeks' notice will be considered by Volleyball England but may be rejected. A register will be required at the end of the course for certification.

SUPER MINI VOLLEY COURSE

DESCRIPTION

This workshop will teach you our 4v4 version of the game. Super Mini Volley is a recognised competition format for the youth and is the key bridge between mini versions and the full 6v6 game. Our accomplished tutor will deliver a clear understanding of the game aided by resource packs for you to take away and use in the future.

DURATION

4 Hours

COST

Cost of resources: £20 per person (Members), £30 per person (Non – Members). Plus Postage.

Cost of tutor for 4 hour delivery: £140 + Expenses



FACILITY REQUIREMENTS

Super Mini Volley	
Total Hours	4
Class/Sports Hall	1 hour / 3 hours
Court space	1 badminton court per 6 candidates, (with teaching net or rope across courts). Ideally a volleyball court with fixed posts.
Balls	1 ball per 2 candidates min. Mixture of teaching and leather balls.
Ball trolley	1 trolley or portable ball container on all courses.
Other equipment in gym	Seats, 1 per candidate. White board or flip chart and pens.
Classroom facilities	White board or flip chart and pens. Multimedia projector and screen. Tables and chairs.

LEARNING OUTCOMES

By the end of this course candidates should be able to:

- Choose appropriate practices, games and equipment in order to further develop tactical concepts related to attack and defence; identifying strengths and weaknesses, moving opponents out of position, reading and anticipating situations and making decisions about using a range of shots/court positions.
- Help players to build on existing skills and further develop a variety of skill concepts related to attacking (smash and overhand serve) and defending (double block and block/attack cover), identify common errors and formulate corrective practices to improve consistency and accuracy.

- c) Describe and use different styles of delivery and group organisation.
- d) Identify changes to the game for the purpose of progression, inclusion and differentiation.
- e) Understand, apply and adapt basic rules and refereeing for Super Mini Volley

OUTLINE TIMETABLE & SYLLABUS

10 min	<i>Introduction</i> Induction, course structure, learning outcomes and introduction to the activity card resource	Class
100 min	<i>Familiarity with the Super Mini-Volley cards</i> Work with individual cards and explore a number of concepts related to delivery style, progression, inclusion, differentiation and group organisation.	Gym
30 min	<i>Super Mini-Volley in Context</i> Discussion of health and safety issues, review of tactical and technical concepts and Super Mini-Volley in the wider context of introducing and developing volleyball.	Class
45 min	<i>Delivering a Session</i> Delivery of a typical session focusing on the interaction of the different card types with a particular emphasis on a whole-part-whole approach.	Gym
35 min	<i>Organising a Tournament</i> Opportunity to organise and participate in a 4 v 4 tournament and experience basic match officiating.	Gym
10 min	<i>Summary and Evaluation</i> Evaluation of the course and identification of points for future action.	

SUPPORTING RESOURCES

Each learner will receive a set of Mini Volley cards full of ideas and practices that will help you to deliver and coach volleyball to those already with a basic understanding of fundamentals.

Upon successful completion of the course a certificate will be provided to all candidates by the course tutor.



ELIGIBILITY

Candidates should be at least sixteen years of age and have an interest in progressing volleyball skills of developing players and/or young children. Must already have an understanding of basic fundamentals covered in the VolleySport course and The progression on this from the Mini Volley course.

SUCCESSFUL COMPLETION

Attendance only.

BOOKING INFORMATION

Return the courses for [teachers booking form](#) to coaching@volleyballengland.org as an expression of interest or call 01509 227730 to discuss. Applications for courses with less than 6 weeks' notice will be considered by Volleyball England but may be rejected. A register will be required at the end of the course for certification.

UKCC LEVEL 1 AWARD IN COACHING VOLLEYBALL

DESCRIPTION

The 1st4sport Qualifications Level 1 Certificate in Coaching Volleyball (L1CCVB) is the first step on the Volleyball England Coach Education Pathway. An assistant coach at this level should be committed to their personal development and should be looking to gain more experience through some involvement with their local club with a qualified coach at Level 2 or higher.

The qualification introduces the candidate coach to the technical, tactical, physical and mental aspects of the game as well as the 'how to' skills of coaching (referred to as the generic coaching skills). The candidate coach will be given opportunities to practice the skills of coaching the game throughout the 2 days of delivery and this will lead to an assessment day where they will be expected to be observed coaching their peers.



The course will qualify the successful candidate to assist more qualified coaches delivering aspects of coaching sessions, normally under direct supervision and working in the following environments:

- school beginner/junior club player
- senior beginner/social/club players in local leagues

DURATION

3 days (24 hours).

COST

£190 based on a minimum of 12 candidates and 16 maximum.

LEARNING OUTCOMES

- Preparing to train and play-includes warm-up and cool-down; fundamentals; postural control and ball handling
- Game flow-including attacking, defending and transition
- First Contact-including service and service reception
- 'How to' coaching skills-including communication, demonstration, explanation, etc.



FACILITY REQUIREMENTS

UKCC Level 1	
Total Hours	24 incl. assessment (3 Days)
Class/Gym ratio	1/23 (1 st hour on the first day in the classroom)
Court space	1 volleyball court per 16 candidates, fixed posts
Facility	To have heating or be at a warm temperature and have access to drinks on site
Balls	1 ball per 2 candidates min. Mixture of teaching and standard balls.
Ball trolley	1 trolley or portable ball container on all courses
Other equipment in gym	Seats, 1 per candidate. White board or flip chart and pens.
Classroom facilities	White board or flip chart and pens. Multimedia projector and screen. Tables and chairs for written work.

OUTLINE TIMETABLE

- Phase 1 - Pre-course Induction and activities (2 hours)
- Phase 2 - Taught programme and on-going internal assessment (14 hours)
- Phase 3 - Reflection phase with on-going internal assessment (4 hours)
- Phase 4 - Independent assessment day (8 hours)

The design of the course allows for flexible delivery and inclusion within a college or university curriculum. However this can only be done with the agreement of Volleyball England and must be discussed prior to the course taking place.

SUPPORTING RESOURCES

All candidates will receive a high quality resource file to support the qualification. A memory stick of useful coaching cards and prompts will also be included.

ELIGIBILITY

Candidates must be at least 16 years of age on the first day of the course. If this is not the case, then they will not be certificated until they are 16. The candidates must also have some experience of playing the game. The course is mainly practical in nature and candidates will normally be expected to participate in the practical sessions and to carry out a variety of coaching tasks. Any special considerations must be requested by email to coaching@volleyballengland.org/courses

SUCCESSFUL COMPLETION

Candidates must attend all units of the course. Continuous assessment methods will be used and all candidates must pass and complete all the tasks in the Learner Portfolio to a required standard.

BOOKING INFORMATION

Return the [UKCC course booking form](#) to coaching@volleyballengland.org as an expression of interest or call 01509 227730 to discuss. Once approved the course will be registered online and all candidates are required to sign up online via the [Course Finder](#).

LEVEL 1 AWARD IN COACHING VOLLEYBALL-LEARNING PROGRAMME SUMMARY

Phase 1

(at least 2 hours) pre-course induction using the workbook sent out at least 2 weeks prior to the start of the on-course phase.

The following tasks will be completed prior to arrival:

- Task 1 Coaching Philosophy
- Task 2 Roles & Responsibilities of a UKCC Level 1 Coach
- Task 3 Equity, Child Protection Policy and Good Practice Guidance

Phase 3

Self Directed-Learning – the learner is encouraged to engage with a local Volleyball Club and seek agreement with the Head Coach to support as part of a mentored practice opportunity. The following tasks can be completed in situ with the support of the Head Coach and other volunteers within the club:

- Task 1 Coaching Philosophy
- Task 2 Roles & Responsibilities of a UKCC Level 1 Coach
- Task 3 Equity, Child Protection Policy and Good Practice Guidance

Phase 4

Assessment-the following tasks will be assessed:

- Task 9: Observed Assessment of Coaching Practice
- Complete Task 10: Evaluating Coaching Practice before the Learner leaves for the day.
- Submit portfolio for inspection by Coach Tutor/Assessor and submit the Record of Achievement in the Learner Pack

Phase 2 (15 hours) - on course

Session 1: Introductions (45 minutes)

- Introductions
- Course structure and assessment procedures
- 'Rules of engagement':safeguarding
- Coaching Process
- Volleyball technical information

Session 2: Starting a session (90 minutes)

- Health & Safety, risk assessment of environment
- Introducing a session
- Warm-ups, fundamentals/key mental skills
- LTAD
- Micro-coaching
- How to explain
- Reflection

Session 3: Ball handling, session organisation and demonstration (90 minutes)

- Postural Control and ball handling
- Demonstration and volley pass
- Micro-coaching
- Reflection

Session 4: Session Planning (15 minutes)

- Session Planning Task 4
- Reflection

Session 5: The World Game (15 minutes)

- The World Game

Session 6: Delivery of planned session (60 minutes)

- Micro-coaching on Fundamentals
- Reflection

Session 7: Game flow, observe and analyse (60 minutes)

- Developing Game flow and Sequence (transitional play)
- Basic instruction on underarm service
- Observation
- Analysis
- Reflection

Session 8: 2v2 game play and coaching styles (60 minutes)

- Coaching styles
- 2 v 2 competitive game play
- Reflection
- Cool Down

Session 9: Conclusion of Day 1 (15 minutes)

- Review
- Requirements for Day 2

Session 10: Review of learning to date (30 minutes)

- Review of Day 1

Session 11: Spike and feedback (60 minutes)

- Ball handling: Spike Action
- Feedback and micro-coaching
- Reflection

Session 12: Defensive Tactics (45 minutes)

- Ball handling: Block Action
- Ball handling: Defending the floor
- Reflection
- Transition play

Session 13: Serve and Service Reception (45 minutes)

- First Contact: Service (overarm)
- First Contact: Service Reception
- Reflection

Session 14: Reflection and preparation (30 minutes)

- Review
- Session planning Task 8

Session 15: Micro-coaching (60 minutes)

- Development session (micro-coaching)
- Assessment

Session 16: 3 v 3 Tactics (60 minutes)

- 3 v 3 game play
- Micro-coaching
- Tournament Play
- Reflection

Session 17: Evaluation and assessment (30 minutes)

- Review
- Assessment
- Conclude course

Tutor led activity

Practical-micro coaching

Assessment-tasks

Observed practical assessment

Home study

UKCC LEVEL 2 CERTIFICATE IN COACHING VOLLEYBALL

DESCRIPTION

The 1st4sport UKCC Level 2 Certificate in Coaching Volleyball (L2CCVB) is the next step on the Volleyball England Coach Education Pathway, suitable for those Assistant Coaches who are keen to become an Independent Coach working in a club environment, running practical sessions on their own with an extended knowledge of how to structure, develop and progress towards a 6v6 game of volleyball. The course builds upon the knowledge, understanding and skills attained at UKCC Level 1 moving through the LPV formats of 3 Vs 3 to 4 Vs 4 to 6 Vs 6.

The course will qualify the coach to practice independently in a club environment with:

- School beginner / junior club players.
- Senior beginner / social, club players in the lower levels of local and/or regional league.



The Independent Coach should be aware that this is merely the start of their training and development; an enquiring Coach understands that learning requires Continuous Professional Development (CPD), achieved through attendance at sport specific and generic workshops that are provided by Volleyball England and other external providers such as sportscoachUK (ScUK).

DURATION

4 days (32 hours).

COST

£450 based on a minimum of 12 candidates and 16 maximum.

LEARNING OUTCOMES

- a) Plan and evaluate a coaching session to meet the needs of the group
- b) Demonstrate teaching and coaching of fundamentals, individual skills, team work and tactics (6v6), and progressions of these elements to prepare participants for school/club games
- c) Select coaching aids and equipment appropriate to the level and needs of the group
- d) Maintain a safe working environment



- e) Mimic, or create an image of, the fundamentals and individual skills as an aid to teaching
- f) Demonstrate appropriate feeding skills (serving, feeding for smashers, feeding for defensive drills and blocking)
- g) Demonstrate an understanding and knowledge of the principles of injury prevention, and R.I.C.E. treatment of soft tissue injuries

FACILITY REQUIREMENTS

UKCC Level 2	
Total Hours	32 incl. assessment (4 Days)
Class/Gym ratio	10/22 (Breakdown in course details)
Court space	1 volleyball court per 16 candidates, including fixed posts, tensioned net, antennae.
Facility	To have heating or be at a warm temperature and have access to drinks on site
Balls	1 ball per 2 candidates min.
Ball trolley	1 trolley or portable ball container on all courses
Referee stand	Preferred
Coaching platform (Box)	Essential
Other equipment in gym	Seats, 1 per candidate. White board or flip chart and pens.
Classroom facilities	DVD playback facility. White board or flip chart and pens. Multimedia projector and screen. Tables and chairs for written work and examinations.

SUPPORTING RESOURCES

All candidates will receive a high quality resource file to support the qualification. One key text (Currently Sally Kus – The Art of Coaching). A memory stick of useful coaching cards and prompts will also be included.

ELIGIBILITY

Candidates must possess a Level 1 coaching qualification and be at least 18 years of age. If this is not the case, then they will not be certificated until they are 18. The candidates must be registered with Volleyball England as a coach and have one year's practical experience of volleyball (Unless fast tracked by the Level 1 Course Tutor). The course is mainly practical in nature and candidates will normally be expected to participate in the practical sessions and to carry out a variety of coaching tasks. Any special considerations must be requested by email to coaching@volleyballengland.org/courses

SUCCESSFUL COMPLETION

Candidates must attend all units of the course. Completion of all the tasks in the Learner Portfolio to a required standard is required. The candidate's ability to adequately prepare and organise a practical coaching demonstration will be assessed during the course. 4 x 1hour progressive sessions in the gap between day 2 and 3 must be delivered as part of the assessment. A witness will also need to sign the overview to confirm the sessions have taken place. This could be a mentor, another coach or a club official.

BOOKING INFORMATION

Return the [UKCC course booking form](#) to coaching@volleyballengland.org as an expression of interest or call 01509 227730 to discuss. Once approved the course will be registered online and all candidates are required to sign up online via the [Course Finder](#).

1ST4SPORT LEVEL 2 CERTIFICATE IN COACHING VOLLEYBALL - LEARNING PROGRAMME SUMMARY



VOLLEYBALL ENGLAND LEVEL 3 COACHING COURSE

DESCRIPTION

The Level 3 Award prepares the experienced coach to plan, organise, deliver and evaluate a programme of training sessions aimed at improving the technical and tactical performance of individual players and a team over a series of matches (season).

DURATION

4 days (32 hours) + off course individual assessment

COST

£600

LEARNING OUTCOMES

- Plan and deliver a series of coaching sessions, based on goal setting and evaluation, aimed at improving the performance of individual players and a team over a period of time
- Demonstrate teaching and coaching of skills and tactics appropriate to competitive 6v6 volleyball
- Maintain a safe working environment
- Demonstrate an understanding and knowledge of the principles of team rotational order, match analysis and scouting and match coaching
- Demonstrate basic understanding and knowledge of the principles of sports physiology, the coaching process and goal setting and planning.



FACILITY REQUIREMENTS

Volleyball England Level 3	
Total Hours	32 plus off course assessment (arranged at £25 cost) (4 days)
Class/Gym ratio	Both to be available at all times
Court space	1 volleyball court per 16 candidates, including fixed posts, tensioned net, antennae.
Facility	To have heating or be at a warm temperature and have access to drinks on site
Balls	1 ball per 2 candidates min.
Ball trolley	1 trolley or portable ball container on all courses
Referee stand	Preferred
Coaching platform (Box)	Essential
Other equipment in gym	Seats, 1 per candidate. White board or flip chart and pens.
Classroom facilities	DVD playback facility. White board or flip chart and pens. Multimedia projector and screen. Tables and chairs for written work and examinations.



SUPPORTING RESOURCES

All candidates will receive a folder and an accompanying text book.

ELIGIBILITY

Candidates must have held a Level 2 Award for a minimum of one year and must be a registered coach member of Volleyball England. Special consideration must be formally requested in writing.

SUCCESSFUL COMPLETION

Candidates must attend all days of the course. There will be a written theory examination at the end. Practical assessment will be completed by a staff tutor upon request and a £25 fee. All aspects of the coaching log must be completed before this and the following SportsCoachUK workshops completed:

1. Planning and periodisation
2. Analysing your coaching
3. Coaching the young developing performer or Introduction to LTAD

You will be practically observed at your own session with your club and a competency assessment will be made during the 2 hour delivery.

Candidates who fail the written examination may, by arrangement through Volleyball England Head Office, retake a second paper at a later date on payment of the appropriate fee. A second failure will necessitate attendance at another course.

PROCEDURE FOR PRACTICAL ASSESSMENT

- a) After successful completion of the written examination, candidates may request a practical examination.
- b) It is the candidate's responsibility to organise the facility and the players involved.
- c) The request must be sent to Volleyball England Head Office a minimum of six weeks before the proposed date, together with the appropriate examination fee.
- d) The candidate's Coaching Log, covering a minimum of 10 training sessions, must be available for inspection by the examiner at the time of the practical examination.
- e) The practical examination will comprise of a two-hour training session involving, under normal circumstances, the candidate's own team of not less than nine players.
- f) It will have the following format:
 - i) candidate coach's topic of own choice (one hour), notified to the examiner in advance
 - ii) a topic selected by the examiner and notified in advance to the candidate (thirty minutes)
 - iii) work by the candidate on the correction of a particular technique of player(s), selected on the day by the examiner (twenty minutes)
 - iv) oral examination (ten minutes)

BOOKING INFORMATION

All courses will be organised by Volleyball England and all candidates are required to sign up online via the [Course Finder](#).



Level 3 Learning Programme				
	DAY 1 – Coaching Process	DAY 2 – Developing Side-out	DAY 3 – Developing Side-in	DAY 4 – Transition
Session 1	Introduction & Welcome Expectations, timetable, assessment, course structure and philosophy The coaching process, self-reflection & you	Building a Serve Reception Unit Number of passers System and arrangement of unit Role of the Libero	Match Preparation & Scouting Strategic decision making Preparing the scouting report Preparing the match plan-serving targets	Training Transition Setters ; from block/defence, offensive philosophy
Session 2	Observing & Analysing Performance Statistical Analysis Score sheet + Pen & Paper Video and computer analysis	Offensive Strategy Philosophy Offensive principles Offensive strategy Setter constructed v pass dictated	Training the Serve Fundamentals & Physical Requirements Individual Technique Mental factors, Tactics and decision making	Training Transition Attackers; quick & outside from block/attack cover, front/back court from defence, positioning and decision making for out of system Blockers; overpass, adjustment for attack outside aerial
Session 3	Setting up your team Team balance and rotational order Specialism Systems of play	Training Serve Reception Fundamentals & Physical factors Individual Technique & Mental factors Developing the unit	Block-Defence Strategy Systems of blocking Systems of Defence Linking Block-Defence Preparing the match plan – Block/Defence	Homework & Private Study
Session 4	Planning & Delivering Practice Feeding skills/Drill management Practice Planning Master Coach Observation	Training the Side-out Offence – Setting & Attack Fundamentals & physical factors Individual technique & Mental factors, Tactics and decision making	Training Block-Defence Fundamentals & Physical Requirements Individual Technique Mental factors, Tactics and decision making Linking Block-Defence	Private Study
Session 5	Micro-coaching sessions Theme 1/Theme 2 Coaching Assessment	Micro-coaching sessions Theme 1/Theme 2 Coaching Assessment	Micro-coaching sessions Theme 1/Theme 2 Coaching Assessment	Theory Examination Feedback & Depart
Session 6	An Evening with ...'Planning your annual programme'	An Evening with ...'Preparing for major competition'	An Evening with ...	



BEACH VOLLEYBALL COACHING CLINIC

DESCRIPTION

The Beach Volleyball Coaching Clinic prepares the coach who has some experience of coaching volleyball to plan, organise, and deliver a series of beach volleyball sessions in a safe and enjoyable manner to a group of adults or children. The course will cover the specific techniques, skills, teamwork and simple tactics in preparation for playing a game. The course is ideal for indoor coaches wishing to be upskilled to deliver beach volleyball.

DURATION

2 days (14 hours minimum)

COST

£120 based on 12 min and 24 max. Second tutor will be appointed when there is more than 15 candidates.



LEARNING OUTCOMES

- a) Adaptations of the serve for beach volleyball, tactical considerations
- b) Service reception positions and options, passing and adjustment for wind effects
- c) Setting and the range of sets
- d) Attacking using hard and soft shots, adaptations for beach volleyball
- e) Blocking technique; defending an area of court
- f) Defensive systems: blocker and defender; individual defensive skills
- g) Transition play

SUPPORTING RESOURCES

All candidates will receive a beach volleyball coaching text book.

ELIGIBILITY

Have the UKCC Level 1 volleyball coaching award or Volleyball England Level 1 coaching award (if attained pre-UKCC). Be familiar with the technical and tactical information contained within Volleyball England's UKCC Level 1 coaching course resources and materials. Be a registered Volleyball England coach.



FACILITY REQUIREMENTS

Beach Volleyball Coaching Course	
Total Hours	14 - 16 Hours (Liaise with specialist tutor)
Class/Gym ratio	Both to be available at all times
Court space	1 volleyball court per 8 candidates, including fixed posts, tensioned net, antennae.
Facility	Indoor or outdoor courts, with classroom to be close by
Balls	1 ball per 2 candidates min.
Ball trolley	1 trolley or portable ball container on all courses
Referee stand	Preferred
Coaching platform (Box)	Essential
Other equipment	Fixed lines, Nearby Showers, Flipchart and stand near courts
Classroom facilities	DVD playback facility. White board or flip chart and pens. Multimedia projector and screen. Tables and chairs for written work.

SYLLABUS

- Introduction to the course: induction, expectations, timetable and assessment procedures
- Adaptations of the serve for beach volleyball, tactical considerations
- Service reception positions and options, passing and adjustment for wind effects
- Setting and the range of sets
- Attacking using hard and soft shots, adaptations for beach volleyball
- Blocking technique; defending an area of court
- Defensive systems: blocker and defender; individual defensive skills
- Transition play
- Written examination

SUCCESSFUL COMPLETION

Volleyball England reserves the right to refuse to examine any candidate whom, in the opinion of Volleyball England, is not up to the required standard.

Candidates must attend the entire course and participate fully with appropriate enthusiasm. The candidate's ability to adequately prepare and organise a practical coaching demonstration will be assessed during the course.

As the course is a Level 2 bolt-on, only Level 2 holders will be accredited as a Beach Volleyball Coach. If the candidate only holds a Level 1 qualification, they will be provided with a certificate of attendance until the Level 2 Coaching qualification is awarded.

BOOKING INFORMATION

All courses will be organised by Volleyball England and all candidates are required to sign up online via the [Course Finder](#).

YOUNG LEADERS AWARD

DESCRIPTION

The Volleyball Young Leaders Award is a 6-hour course designed to be used by clubs, schools and youth groups. The award is designed to complement the Level 1 Award in Sports Leadership and Level 1 Award in Community Sports Leadership or to stand alone as a valid award for young leaders. It can be delivered by any PE Teacher or Level 2 Coach using the Tutor Resource Pack. This easy-to-follow resource plans your sessions for you, is national curriculum friendly and can be delivered in one go or as part of PE lesson time



DURATION

6 Hours

COST

Cost of resources: £40 per person (Members), £50 per person (Non – Members). Plus Postage.

Cost of tutor for 6 hour delivery: £210 + Expenses

FACILITY REQUIREMENTS

Young Leaders Award	
Total Hours	6 Hours
Class/Sports Hall	Fully practical, No classroom required
Court space	1 badminton court per 6 candidates, (with teaching net or rope across courts). Ideally a volleyball court with fixed posts.
Balls	1 ball per 2 candidates min. Mixture of teaching and leather balls.
Ball trolley	1 trolley or portable ball container on all courses.
Other equipment in gym	Seats, 1 per candidate. White board or flip chart and pens.

LEARNING OUTCOMES

By completing this award candidates will develop knowledge, understanding and practical skills to enable them to plan and deliver safe and effective volleyball activities based on small sided, adapted games. The course is organised around 8 key learning outcomes:

- Describe VolleySport
- Demonstrate the key characteristics of effective leadership
- Review own performance as a leader and suggest improvements



- d) Organise and lead activities to improve the skills and game play of a selected group of participants
- e) Demonstrate safe practice
- f) Plan, organise and run a festival or tournament
- g) Demonstrate effective officiating skills in a small-sided, adapted game
- h) Describe the next steps in developing

OUTLINE TIMETABLE & SYLLABUS

45 mins	<i>Introduction & Preparing to Play</i>
1 hour	<i>Improving game play 1v1</i>
1 hour	<i>Improving game play 2v2</i>
2 hours	<i>Organising and leading practices</i>
1 hour	<i>Organising & Running Tournaments</i>
15 mins	<i>Review & Signpost</i>

SUPPORTING RESOURCES

Each learner will receive a plastic folder with tutor notes, laminated VolleySport cards, candidate task cards and tutor resource cards to provide key information to support the various tasks that the candidates are asked to complete

In addition to the tutor pack, a prize pack for each candidate can be purchased at £5 per person containing a certificate of attendance, branded drawstring bag and branded water bottle.



ELIGIBILITY

Anyone between the ages of 14-19 can attend the course. No pre-requisites are required.

SUCCESSFUL COMPLETION

Attendance only.

BOOKING INFORMATION

Return the [Young People Courses booking form](#) to coaching@volleyballengland.org as an expression of interest or call 01509 227730 to discuss. A register will be required at the end of the course for certification.

YOUNG EVENT VOLUNTEER AWARD

DESCRIPTION

The Young Event Volunteer Award is aimed at 14-19 year olds and suitable for students, young club members or anyone wishing to develop their leadership skills through volleyball activity. The course has been developed with the aim of providing young people with the knowledge and skills to volunteer at a national or international volleyball event or take a lead in organising a volleyball event in their school / college or club.

DURATION

6 Hours

COST

Cost of resources: £40 per person (Members), £50 per person (Non – Members). Plus Postage.

Cost of tutor for 6 hour delivery: £210 + Expenses



FACILITY REQUIREMENTS

Young Event Volunteer Award	
Total Hours	6 Hours
Class/Sports Hall	Fully practical, No classroom required
Court space	1 badminton court per 6 candidates, (with teaching net or rope across courts). Ideally a volleyball court with fixed posts.
Balls	1 ball per 2 candidates min. Mixture of teaching and leather balls.
Ball trolley	1 trolley or portable ball container on all courses.
Other equipment in gym	Seats, 1 per candidate. White board or flip chart and pens.

LEARNING OUTCOMES

By completing this award candidates will develop knowledge, understanding and practical skills in volleyball event management and delivery to enable them to be effective volunteers at events of all levels. By the end of the course the candidates will be able to:

- Demonstrate knowledge of volleyball and the Volleyball England competition structure
- Explain why volunteers are needed at events
- Be a line judge
- Perform the role of a courtside assistant and the role of scoreboard assistant

- e) Assist with event administration
- f) Analyse the needs of different volleyball players and be able to be a team liaison volunteer
- g) Help with media and photography surrounding an event
- h) Be a DJ assistant
- i) Look after spectators and VIPs
- j) Investigate the next steps in volunteering at events

OUTLINE TIMETABLE & SYLLABUS

1 hour	<i>Introduction to competitions & general requirements</i>
1 hour	<i>Roles of Volunteers during matches</i>
1 hour	<i>Court side assistance and event administration</i>
1 hour	<i>Working with the players – Team liaison</i>
1 hour	<i>Event media and photography</i>
1 hour	<i>Working with the public</i>

SUPPORTING RESOURCES

Each learner will receive a plastic folder with tutor notes, candidate task cards and tutor resource cards to provide key information to support the various tasks that the candidates are asked to complete

In addition to the tutor pack, a prize pack for each candidate can be purchased at £5 per person containing an event t-shirt and certificate of attendance.



ELIGIBILITY

Anyone between the ages of 14-19 can attend the course. No pre-requisites are required.

SUCCESSFUL COMPLETION

Attendance only.

BOOKING INFORMATION

Return the Young People Courses booking form to coaching@volleyballengland.org as an expression of interest or call 01509 227730 to discuss. A register will be required at the end of the course for certification.

STUDENT ACTIVATOR

DESCRIPTION

The workshop is three hours long and comprises of challenges and adapted games. The Activator is challenged to get beginners playing volleyball anywhere and anytime. The course covers: basic volleyball shots needed to start up a game and ideas of a large number of different games, designed to be enjoyed by all.

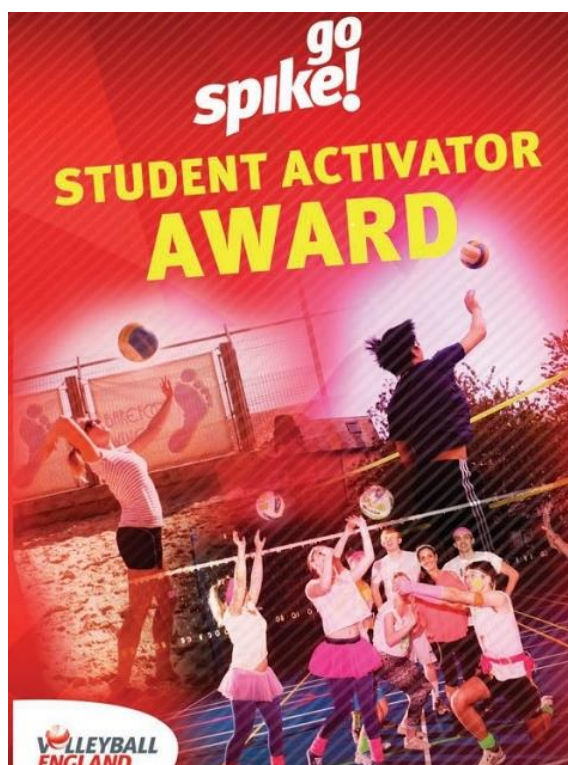
The Go Spike Student Activator role aims to increase participation numbers within recreational volleyball. An Activator is not a coaching role but one that facilitates fun drills and games to establish volleyball activity promptly within a session.

DURATION

3 Hours

COST

£35 based on a minimum of 14 candidates and 20 maximum per tutor.



FACILITY REQUIREMENTS

Go Spike Student Activator	
Total Hours	3 Hours
Class/Sports Hall	Fully practical, No classroom required
Court space	1 badminton court per 6 candidates, (with teaching net or rope across courts). Ideally a volleyball court with fixed posts.
Balls	1 ball per 2 candidates min. Mixture of teaching and leather balls.
Ball trolley	1 trolley or portable ball container on all courses.
Other equipment in gym	Seats, 1 per candidate. White board or flip chart and pens.

LEARNING OUTCOMES

By the end of the course the candidates will be able to:

- Facilitate volleyball activity with participants new to volleyball playing Challenges and Adapted Games.
- Choose appropriate practices, games and equipment according to the playing level of the participants
- Introduce volleyball shots and rules
- Be able to enthuse people to build confidence, engage them and sustain their participation
- Work with the organiser/club/venue to set up and run sessions; meet and greet participants and provide a social and welcoming atmosphere

OUTLINE TIMETABLE & SYLLABUS

5 min	<i>Welcome & Introduction</i> Induction, course structure, learning outcomes and introduction to the resource
15 min	<i>What makes a good Activator? PART 1</i> Interactive session to explore qualities, roles, responsibilities of the Activator – including what they aren't expected to do.
25 min	<i>Session Planning PART 1 & PRACTICAL PART 1</i> Discussion of around good session planning; what to include, how to adapt using STEP, understanding participants' needs.
10 min	<i>Session Planning PART 2</i> Tutor to explain what is next in the session plan: Challenges.
30 min	<i>Practical PART 2</i> Tutor delivers one "best practice" Challenge. Reinforces STEP and energetic and dynamic delivery.
10 min	<i>Session Planning PART 3</i> Tutor to explain what is next in the session plan: Adapted Games.
40 min	<i>Practical PART 3</i> Tutor delivers one "best practice" Adapted Game. Reinforces STEP and energetic and dynamic delivery
10 min	<i>What makes a good Activator? PART 2</i> Roles and responsibilities; qualities & what does an Activator NOT do.
10 min	<i>Where next? Retention</i> How to retain participants? Motivate them to come back each week, how and where to signpost players, next steps for Activators – coaching UKCC L1.

SUPPORTING RESOURCES

Each learner will receive delivery pack which will include the covered content on the course, which can then be used as an aid to run sessions.

Volleyball England will issue a Certificate of Attendance at the end of the course to each candidate who has attended the entire course and participated fully. If a replacement certificate is required the Volleyball England will make an administration charge of £10.

ELIGIBILITY

Candidates must be at least sixteen years of age to deliver the Go Spike Student Activator. They must have an interest in introducing volleyball to individuals new to the sport. Ideally they will have some coaching or leadership background, but this is not essential.

SUCCESSFUL COMPLETION

Attendance only.

BOOKING INFORMATION

Return the Activator Courses booking form to coaching@volleyballengland.org as an expression of interest or call 01509 227730 to discuss. Applications for courses with less than 6 weeks' notice will be considered by Volleyball England but may be rejected. All candidates are required to sign up online via the [Course Finder](#).

GO SPIKE ACTIVATOR

DESCRIPTION

The workshop is four hours long and comprises of challenges and adapted games. The Activator is challenged to get beginners playing volleyball anywhere and anytime. The course covers: basic volleyball shots needed to start up a game and ideas of a large number of different games, designed to be enjoyed by all. The course also covers content on how to best market your sessions.

The Go Spike Student Activator role aims to increase participation numbers within recreational volleyball. An Activator is not a coaching role but one that facilitates fun drills and games to establish volleyball activity promptly within a session.



DURATION

4 Hours

COST

£70 based on a minimum of 14 candidates and 20 maximum per tutor. Additional resources including a Go Spike ball and game in a bag are included

FACILITY REQUIREMENTS

Go Spike Community Activator	
Total Hours	4 Hours
Class/Sports Hall	Fully practical, No classroom required
Court space	1 badminton court per 6 candidates, (with teaching net or rope across courts). Ideally a volleyball court with fixed posts.
Balls	1 ball per 2 candidates min. Mixture of teaching and leather balls.
Ball trolley	1 trolley or portable ball container on all courses.
Other equipment in gym	Seats, 1 per candidate. White board or flip chart and pens.

LEARNING OUTCOMES

By the end of the course the candidates will be able to:

- Facilitate volleyball activity with participants new to volleyball playing Challenges and Adapted Games.
- Choose appropriate practices, games and equipment according to the playing level of the participants
- Introduce volleyball shots and rules
- Be able to enthuse people to build confidence, engage them and sustain their participation



- e) Work with the organiser/club/venue to set up and run sessions; meet and greet participants and provide a social and welcoming atmosphere
- f) Market the sessions within the local environment – working with County Sport Partnerships, local authorities, clubs, schools, leisure centres, Volleyball England – following a marketing model set out by Volleyball England

OUTLINE TIMETABLE & SYLLABUS

5 min	<i>Welcome & Introduction</i> Induction, course structure, learning outcomes and introduction to the resource
15 min	<i>What makes a good Activator? PART 1</i> Interactive session to explore qualities, roles, responsibilities of the Activator – including what they aren't expected to do.
25 min	<i>Session Planning PART 1 & PRACTICAL PART 1</i> Discussion of around good session planning; what to include, how to adapt using STEP, understanding participants' needs.
10 min	<i>Session Planning PART 2</i> Tutor to explain what is next in the session plan: Challenges.
30 min	<i>Practical PART 2</i> Tutor delivers one "best practice" Challenge. Reinforces STEP and energetic and dynamic delivery.
10 min	<i>Session Planning PART 3</i> Tutor to explain what is next in the session plan: Adapted Games.
40 min	<i>Practical PART 3</i> Tutor delivers one "best practice" Adapted Game. Reinforces STEP and energetic and dynamic delivery
10 min	<i>What makes a good Activator? PART 2</i> Roles and responsibilities; qualities & what does an Activator NOT do.
10 min	<i>Where next? Retention</i> How to retain participants? Motivate them to come back each week, how and where to signpost players, next steps for Activators – coaching UKCC L1.
60 min	<i>Marketing your sessions</i>

SUPPORTING RESOURCES

Each learner will receive delivery pack which will include the covered content on the course, which can then be used as an aid to run sessions. A Go Spike ball and game in a bag are included and also Go Spike insurance for each candidate with professional indemnity insurance.

Volleyball England will issue a Certificate of Attendance at the end of the course to each candidate who has attended the entire course and participated fully. If a replacement certificate is required the Volleyball England will make an administration charge of £10.

ELIGIBILITY

Candidates must be at least eighteen years of age to deliver the Go Spike Community Activator. They must have an interest in introducing volleyball to individuals new to the sport. Ideally they will have some coaching or leadership background, but this is not essential.

SUCCESSFUL COMPLETION

Attendance only.

BOOKING INFORMATION

Return the Activator Courses booking form to coaching@volleyballengland.org as an expression of interest or call 01509 227730 to discuss. Applications for courses with less than 6 weeks' notice will be considered by Volleyball England but may be rejected. All candidates are required to sign up online via the [Course Finder](#).

YOUNG REFEREES AWARD

DESCRIPTION

The Young Referee Award is aimed at 14-19 year old students wishing to develop their leadership skills through refereeing volleyball. The course has been developed with the aim of providing young people with the skills necessary to conduct a volleyball match effectively. The course does not require participants to have any previous knowledge of volleyball and can be delivered by any PE Teacher or Level 2 Coach supported by the Tutor Resource Pack. This easy-to-follow resource plans your sessions for you, is national curriculum friendly and can be delivered in one go or as part of PE lesson time



be

DURATION

6 Hours

COST

Cost of resources: £40 per person (Members), £50 per person (Non – Members). Plus Postage.

Cost of tutor for 6 hour delivery: £210 + Expenses

FACILITY REQUIREMENTS

Young Referees Award	
Total Hours	6 Hours
Class/Sports Hall	Fully practical, No classroom required
Court space	1 badminton court per 6 candidates, (with teaching net or rope across courts). Ideally a volleyball court with fixed posts.
Balls	1 ball per 2 candidates min. Mixture of teaching and leather balls.
Ball trolley	1 trolley or portable ball container on all courses.
Other equipment in gym	Seats, 1 per candidate. White board or flip chart and pens.

LEARNING OUTCOMES

By completing this award candidates will develop knowledge, understanding and practical skills in officiating to enable them to plan and deliver safe and effective volleyball activities based on small sided, adapted games. The course is organised around 8 key learning outcomes:

- Describe the playing formats of the 'Lets Play Volleyball' programme
- Demonstrate safe practice and appropriate emergency procedures

- c) Understand and apply key refereeing and player management skills needed for effective officiating
- d) Understand and apply the rules in small sided games
- e) Demonstrate effective scoring skills in small sided games
- f) Review own performance and suggest improvements
- g) Understand the next steps

OUTLINE TIMETABLE & SYLLABUS

45 mins	<i>Introduction to the course and refereeing</i>
105 mins	<i>Refereeing and scoring the VolleySport game format</i>
1 hour	<i>Refereeing and scoring the Mini Volley game format</i>
1 hour	<i>Refereeing and scoring the Super Mini Volley game format</i>
1 hour	<i>Extended formats and summary</i>

SUPPORTING RESOURCES

Each learner will receive a plastic folder with tutor notes, candidate task cards and tutor resource cards to provide key information to support the various tasks that the candidates are asked to complete

In addition to the tutor pack, a prize pack for each candidate can be purchased at £5 per person containing a certificate, Let's Play Volleyball lanyard, whistle and pocket size rule/referee cards.



ELIGIBILITY

Anyone between the ages of 14-19 can attend the course. No pre-requisites are required.

SUCCESSFUL COMPLETION

Attendance only.

BOOKING INFORMATION

Return the [Young People Courses booking form](#) to coaching@volleyballengland.org as an expression of interest or call 01509 227730 to discuss. A register will be required at the end of the course for certification.

GRADE 4 REFEREE COURSE

DESCRIPTION

The one-day Grade 4 refereeing course is your first step into refereeing volleyball. It consists of pre-course tasks, half a day of on-court practice and half a day conducted in a classroom setting, covering both theoretical and practical aspects of refereeing. The course will confirm your current knowledge of rules and volleyball refereeing and will allow you to officiate games within regional and local leagues as a trainee referee and work towards attaining a Grade 3 Regional qualification.



DURATION

1 day (8 hours).

COST

£50 based on a minimum of 14 candidates and 18 maximum.

LEARNING OUTCOMES

At the end of the course you will be able to:

- Interact effectively with teams and match officials
- Handle pre and post-match administration, guiding a successful match
- Understand the international rules of the game
- Referee a game both as a 1st referee and as a 2nd referee assisting the 1st referee, including signalling, etc.

FACILITY REQUIREMENTS

Grade 4 Referee Course	
Total Hours	8 Hours (1 Day)
Class/Gym ratio	4/4 (Morning in Sports Hall, Afternoon in the Classroom)
Court space	1 volleyball court per 18 candidates, fixed posts, tensioned net and antennae
Facility	To have heating or be at a warm temperature and have access to drinks on site
Balls	1 ball per 2 candidates min.
Referee stand	Yes
Other equipment in Sports Hall	Seats, 1 per candidate. White board or flip chart and pens. Team benches, scorer's table and line judge flags.
Classroom facilities	Multimedia projector and screen. Tables and chairs for written examination.



SUPPORTING RESOURCES

All candidates will receive a high quality plastic folder which contains both the up to date international indoor volleyball rules and the scorers handbook. It is an ideal tool for referees to refresh their knowledge prior to games and use to refer back to during post-game reflections.

ELIGIBILITY

Candidates must be at least 16 years of age on the first day of the course. The candidates must also have some experience of playing the game and officiating it. The course is a confirmation of knowledge and hence time must be allowed to study the pre course material. The course is mainly practical in nature and candidates will normally be expected to participate in the practical sessions and to carry out a variety of refereeing roles on court.

SUCCESSFUL COMPLETION

Candidates must attend the entire course. At the end there will be a written examination on which a minimum grade of 80% must be achieved in order to pass. If the course is failed you may resit the paper on an alternative course free of charge. If you proceed to fail again, then the candidate must attend the full course again.

BOOKING INFORMATION

Return the [referee course booking form](#) to richard.morten@morten.org.uk as an expression of interest or call 01509 227730 to discuss. Once approved the course will be registered online and all candidates are required to sign up online via the [Course Finder](#).

SITTING VOLLEYBALL WORKSHOP

DESCRIPTION

The workshop is four hours long and comprises of practical and theory sessions to introduce the game. It is not necessary to have a typical sitting volleyball court and balls as the leader is challenged to get beginners playing volleyball anywhere.

The leaders who have attended will typically run sessions with beginners, with the emphasis on fun games and activities. Many of these people may be delivering to pan-disability groups so a key focus is on delivering basic and inclusive sessions.

DURATION

4 Hours

COST

£50 based on a minimum of 12 candidates and 24 maximum per tutor.



FACILITY REQUIREMENTS

Sitting Volleyball Workshop	
Total Hours	4 Hours
Class/Sports Hall	1.5 hours / 2.5 hours. Both to be available at all times.
Court space	1 badminton court per 12 candidates, (with teaching net or rope across courts). Can be a sitting volleyball court.
Balls	1 ball per 2 candidates min. Mixture of teaching and leather balls.
Ball trolley	1 trolley or portable ball container on all courses.
Other equipment in gym	Seats, 1 per candidate. White board or flip chart and pens.

LEARNING OUTCOMES

By the end of the course the candidates will be able to:

- Get groups of beginners playing games and challenges very quickly
- Choose appropriate practices, games and equipment in order to do this
- Introduce the basic sitting volleyball shots and rules
- Be able to enthuse people to build confidence and get them involved
- Be flexible in their approach to adapt to participants' needs
- Work with the organiser / club / venue to set up and run sessions; meet and greet participants and provide a social and welcoming social atmosphere

- g) Market the course within the local environment – working with clubs, schools, leisure centres, Volleyball England etc – following a marketing model set out by Volleyball England

OUTLINE TIMETABLE & SYLLABUS

20 min	<i>Welcome & Introduction</i> Induction, course structure, learning outcomes and introduction to the activity card resource.	Class
25 min	<i>Introduction to Sitting Volleyball</i> Basic introduction to volleyball and sitting volleyball including what it is, why people play and what the current situation is with the sport.	Class
60 min	<i>Understanding Movement and Introducing the Game</i> Practical session to introduce the concept of moving around on the floor and keeping the ball flying!	Gym
10 min	<i>Rules of the Game</i> Basic introduction to the rules of the game	Class
10 min	<i>Classification and Working with Disabled players</i> Introduction to the international classification system and how this varies domestically. Some basic information on the extra considerations and adaptations to be made when working with disabled participants.	Class
50 min	<i>Sitting Volleyball Techniques</i> Introduction to the skills required to play sitting volleyball and the drills, activities and games that can be used to develop them	Gym
20min	<i>Adapting the Game</i> Examples of how a game can be adapted and developed to cater for different participants and to generate different outcomes.	Gym
20 min	<i>Game</i> A chance for participants to play a full game	
10 min	<i>Evaluation & debrief</i> Evaluation of the course and identification of points for future action. Check for understanding and if learning outcomes have been achieved.	Class

SUPPORTING RESOURCES

Each learner will receive delivery pack which will include the covered content on the course, which can then be used as an aid to run sessions. A sitting volleyball starter bag will be given, which includes; net band, beach balls and a game card.

Volleyball England will issue a Certificate of Attendance at the end of the course to each candidate who has attended the entire course and participated fully. If a replacement certificate is required the Volleyball England will make an administration charge of £10.

ELIGIBILITY

Candidates must be at least 16 years of age and have an interest in introducing sitting volleyball to beginners and/or young children. Ideally they will have some coaching or leadership background, but this is not essential.

SUCCESSFUL COMPLETION

Attendance only.

BOOKING INFORMATION

Return the [Activator Courses booking form](#) to coaching@volleyballengland.org as an expression of interest or call 01509 227730 to discuss. Applications for courses with less than 6 weeks' notice will be considered by Volleyball England but may be rejected. All candidates are required to sign up online via the [Course Finder](#).



HEALTH AND SAFETY GUIDELINES FOR VOLLEYBALL

INTRODUCTION

The organiser of any volleyball event has a responsibility to ensure that it is delivered in a safe environment and manner. These guidelines set out the basic minimum requirements, which are necessary for the safe practice of volleyball mainly in an indoor environment.

DUTIES AND RESPONSIBILITIES OF AN ORGANISER, COACH, LEADER OR TEACHER


The organiser and leader (teacher, coach, supervisor, referee) of a volleyball event has a 'duty of care' to everyone involved with the event, ensuring that the event is delivered in a manner which does not expose any participant to any undue hazard or risk. In the context of volleyball played indoors the principal areas of concern are listed below.

FACILITIES

The floor should be non-slip, non-abrasive, dry and clean, with no protrusions e.g. sockets for other sporting equipment. The floor must be flat, horizontal and uniform. If it is wooden, it must be splinter-free.

There should normally be a 'Free Zone' of 3 metres around the court, with no dangerous protrusions on walls. In certain circumstances e.g. a non-competitive session, the free zone may be smaller - participants should be made aware of this. (See 'Failure to warn').

All lights above the court should be guarded and all non-volleyball equipment e.g. 5-a-side posts should be safely stored.



For courses outdoors the playing area should be checked for stones, glass and any other debris. Sunglasses, sunscreen, extra water and a shade umbrella are also essential.

EQUIPMENT

Posts must be rounded and smooth and be screwed to, or slotted into, the floor. **Free standing or weighted posts are not permitted and tie wires should not be used to support the posts.** In order to ensure the stability of the posts, it is important that any floor screw sockets used for securing the posts are clean and able to take the holding screws to full depth. Alternatively, a slider wall fixing may be used. Care should be taken when moving posts, as they can be heavy. Posts and net should be erected in compliance with manufacturer's instructions.

Nets should be securely fastened to the posts and antenna securely fastened to the nets. If a teaching net or rope is being used, this should be marked to make it clearly visible to the participants. Tie wires below head height should not be used.

When being used referee stands must be stable, easily mounted and present minimum obstruction to the players.

Appropriate sports clothing should be worn and footwear should be suitable for indoor sports activity. The wearing of jewellery and the use of gum is prohibited.

For further information regarding facilities and equipment, please contact Volleyball England Head Office to receive a Volleyball England Facilities Strategy which gives further detailed information on Volleyball England policy and facility requirements.

PROCESSES

All participants should be asked to inform the leader of any potential health problem which may affect the individual e.g. diabetes, epilepsy or asthma and the leader should be aware of any emergency action which may be necessary.

Where necessary, Parental or Guardian Consent forms permitting juniors (under 16) to take part in the activity should be signed.

Each venue should have a Health and Safety Policy and the coach, teacher or leader should acquaint themselves with the accident and emergency procedures in the venue. The coach, teacher or leader must check and communicate to the group procedures in case of fire and the place of assembly at the venue.

A written record of all accidents and illness which occur should be made in accordance with the venue's Health and Safety Policy and the leader should also know where the First Aid Kit is kept and the location of the nearest telephone and accident and emergency telephone number.



It is good practice to be a trained first-aider. It is a requirement for a certified Level 2 coach to have attended an Emergency First Aid (or equivalent) course. In the absence of such training, specialist first aid assistance should be sought if an injury occurs.

SUPERVISION AND CONDUCT OF SESSIONS

The leader should be qualified to a standard appropriate to the level of the participants and the work being undertaken. He/she should know and enforce the rules of the game. Each session should be properly planned, with a systematic approach and graduated steps matched to the ability of the players. Players should be matched in ability or clear safety instructions given where players of unequal ability are practising or playing together. The Participant/Coach ratio should allow effective control of the activity to be maintained at all times.



HAZARDS IN VOLLEYBALL

A ball container should be used to ensure loose balls do not roll into an area where players may be jumping. Excess clothing should be neatly stored and not discarded courtside.

All serving and smashing practices need to be organised and controlled to minimise the potential hazard of a player being hit unawares by a hard driven ball. When organising smashing/blocking drills players should be reminded to observe the rules concerning net and centre line violations, so as to minimise contact at the net.

FAILURE TO WARN

The leader should warn players of the general hazards associated with playing the sport of volleyball, and remind them from time to time e.g. the necessity for proper warm up and cool down, keeping the gym tidy, observing the rules governing the danger of loose balls, play near the net.

Players have a personal responsibility for following good practice. The leader has a duty to warn players of any specific hazards e.g. minor defects in the equipment or the facility. Foolhardiness should not be tolerated.

ASSISTANTS

Any assistant coaches should be adequately supervised. The level of supervision required is dependent on their qualifications and experience and the activity which they are supervising.

INSURANCE

The leader should have Public Liability Insurance. All Volleyball England registered coaches receive this insurance to the amount of £5 million. If coaching for a fee, then Professional Indemnity Insurance is recommended. Personal Accident Insurance is recommended but is at the individual coach or player discretion.

TUTOR LIST

First Name	Surname	Region	Email	Phone Number	Courses Qualified to Deliver					
					UKCC L1	UKCC L2	L3	Activator	Sitting	Beach
Scott	Hailes	North East	scott_hailes@live.co.uk	07896436352				1	1	
Eve	Porter	North East	volleyball4u@yahoo.co.uk	07712427885				1	1	
Howard	Ainsworth	North West	howard.ainsworth77@gmail.com	07879225721				1	1	
Lenny	Barry	North West	lennybarry@aol.com	07940530157	1					
Andy	Craig	North West	a.b.craig@liv.ac.uk	07973247936	1	1				
Steve	Kerr	North West	s.kerr@wlct.org	07919383010	1			1	1	
Richard	Lee	North West	sportyrich@sky.com	07841456799	1					
Richard	Harrison	Yorkshire	r.harrison959@btinternet.com	01274831473	1	1		1		
Steve	Matthews	Yorkshire	steve.matthews3@hotmail.co.uk	07868279775	1				1	
Stephen	McKeown	Yorkshire	mckeown.sac@talktalk.net	07913868187	1	1				
Peter	Rochester	Yorkshire		07599987476	1					
Keith	Trenam	Yorkshire	keith.trenam@hotmail.co.uk	07505775679	1	1	1			
Stephen	Jones	East Mids	jones.stevejones.steve6@gmail.com	07967475785	1	1	1			
Navaz	Sutton	East Mids	naz.volleyball@ntlworld.com	07974566832	1					
Kevin	Tann	East Mids	kev_tann@hotmail.com	07825332979	1			1	1	
Howard	Tomlinson	East Mids	howardtomlinson50@yahoo.co.uk	07983411368	1					
Gerard	Van Zwieten	East Mids	mail@vanzwieten.co.uk	07870594387	1					
Richard	Williams	East Mids	rj_williams88@hotmail.com	07922182183	1					
Bill	Boagey	West Mids	billboagey@yahoo.co.uk	07970047011	1	1		1	1	
Freddie	Fairbairn	West Mids	freddie_f@hotmail.co.uk	07772005871				1	1	
Gillian	Harrison	West Mids	gillianhh@btinternet.com	07763426231	1	1	1	1	1	
Bertrand	Olie	West Mids	bertrandolie@gmail.com	07809607795	1					
Martin	Pearson	West Mids	martloupear@aol.com	07908176831	1					
Nick	Shaffery	West Mids	ncshaffery@talk21.com	07966330953	1					
Peter	Guernari	East	peteguernari@ntlworld.co.uk	07854028677	1					
Darren	Lewis	East	djlewis1973@yahoo.co.uk	07843251973	1					
Tomasz	Morawski	East	t.morawski@uel.ac.uk	07849489394	1					
Keith	Nicholls	East	Keithnicholls2@btinternet.com	01603454471	1					
Andrew	Bignold	London	andybignold@hotmail.com	07930375797	1					
Carol	Gordon	London	cagsports@hotmail.com	07973767959	1	1				
Mark	Harris	London	markkatharris@yahoo.co.uk	07742570167	1	1		1	1	
John	Lowney	London	jlowney@btinternet.com	07932315365	1	1				
Jefferson	Williams	London	jsllwill@blueyonder.co.uk	07980668023	1	1	1			



First Name	Surname	Region	Email	Phone Number	Courses Qualified to Deliver					
					UKCC L1	UKCC L2	L3	Activator	Sitting	Beach
Freda	Bussey	South East	fredabussey@btinternet.com	07827908655	1	1				
Tom	Middleton	South East	middy@icloud.com	07710772533				1	1	
Nicholas	Pain	South East	nickpain4@msn.com	07975978799	1					
David	Rijvers	South East	dr@goldeneye7.freemove.co.uk	07779134007	1					
Luke	Thomas	South East	l.thomas@topflightvolley.com	07838389953	1	1				
Geoffrey	Allen	South West	gawxvb@btinternet.com	07799267070	1	1	1			
Denise	Austin	South West	denise@beachvolleyballinc.com	07773382305	1					1
Phil	Gillard	South West	phil.gillard@hmps.gsi.gov.uk	01803814683	1					
Craig	Handford	South West	craigyh@btinternet.com	07879647121	1	1	1			
Lindsay	Hole	South West	woodlands20@hotmail.com	07887782005				1	1	
Kelvin	Kirk	South West	kkirk@marjon.ac.uk	07811966126	1					
Norman (David)	Samuels	South West	ballingeagle@btinternet.com	07972847970	1					
Rosalind	Sutherland	South West	ros.sutherland@gmail.com	01395514618	1	1				

COURSE APPLICATION FORMS

***THE FORMS CAN BE DOWNLOADED BY CLICKING ON THE
RELEVANT FORM BELOW:***

Courses for teachers,
UKCC and Activator
courses

Young People Courses

Grade 4 Referee
Course

COURSE REGISTRATION FORM



To be completed by anyone who wishes to organise a Volleyball England coaching course through one of our approved Satellite Centres for coach education. This form should be returned to the Coaching Team at Volleyball England Head Office. Electronic submissions are preferred to r.neveykin@volleyballengland.org

Please note; any course registered with less than two weeks' notice will be charged an additional administration fee of £20.00 for late registration fees with 1st 4Sport Qualifications.

Course Details

Course Required:	UKCC L1	UKCC L2	VE L3	Activator FE/HE	Activator Adult
Number of Days:	3 Days	4 Days	5 Days	3 Hours	4 Hours
Cost Per Learner	24 Hours	32 Hours	40 Hours		
Rented Facility:	£190	£450	£600	£35	£70
Course Required:	VolleySport	Mini Volley	Super Mini Volley	Sitting Workshop	
Number of Hours:	4 Hours Each			4 hours	
Resource Costs Per Learner:	Member £20 (Provide membership number)		Non Member £30	£50	
Late Registration Fee:	£20 (less than 2 weeks' notice)				
Venue Address (please include postcode and Region):				Course Type	Open
					Closed
Facility Hire Cost:	£		or	FREE	
Course Schedule:	Day 1	Day 2	Day 3	Day 4	Day 5
Date:					
Time:					

Facility Contact & Invoicing Details

Name:		Address:	
Position:			
Email:			
Number:			

Course Organiser Details

Name:		Address:	
Position:			
Club:			
Email:			
Number:			

Course Tutor(s) Details

Name:		Address:	
Email:			
Number:			

Declaration: I confirm that I have read & agree to the Health and Safety terms & conditions for course organisation & delivery set by Volleyball England.

Signed (Course Organiser):		Date:	
----------------------------	--	-------	--

Young People Course Booking Form

Course Details (Please return register to Volleyball England)			
Course Type: (Delete as appropriate)	Young Referee	School/Club name:	
	Young Leader	Course Finish Date:	
	Young Events Volunteers	(DD/MM/YY)	

Candidate Register					
First Name	Surname	DOB (DD/MM/YY)	Contact Number	Email Address	Consent? (YES/NO)

Award Pack Order Form

(PLEASE NOTE this section is optional)

<u>Tutor/Teacher/Coach Details</u>			
Name (Name of tutor/coach)	First name:	Surname:	Title:
Address (This is where the certificates will be sent)	First Line Address:		Second Line Address:
	Town/City:	County:	Postcode:
Email			
Contact No.		Job Role	
By placing an order I accept and understand the TERMS OF DELIVERY			
PLEASE MAKE CHEQUES PAYABLE TO ENGLISH VOLLEYBALL ASSOCIATION LIMITED			
I require () Delivery Packs @ £50.00 each	I require () Award Packs @ £5.00 each	+ Postage and Packaging (BASED ON WEIGHT)	
Total Amount enclosed = £ ____ (please include combined pack price)	A tutor can be requested at a rate of £35 per hour. All courses are 6 hours long, therefore would be <u>£210</u> for the day.		
PLEASE RETURN COMPLETED FORMS TO	ROMAN NEVEYKIN WORKFORCE OFFICER VOLLEYBALL ENGLAND SPORTSPARK LOUGHBOROUGH UNIVERSITY 3 OAKWOOD DRIVE LOUGHBOROUGH LE11 3GF		EMAIL: info@volleyballengland.org TEL: 01509 22 77 22 FAX: 01509 22 77 33
Please note that if you wish to have award packs sent to another address other than above, please provided details as required			

You can purchase Award Packs at an additional cost. These can be purchased prior to or after delivering the Young Referee Award.

Award Packs

Award Packs include the following:

- Young Referees Award: Certificate, Let's Play Volleyball lanyard, whistle and pocket size rule/referee cards.
- Young Leaders Award: Certificate, Let's Play Volleyball drawstring bag and water bottle.
- Young Events Volunteers Award: Certificate and a t-shirt.

The cost for each Award Pack is **£5.00** per person, per pack.


TERMS OF DELIVERY

1. No Award Packs will be despatched without payment with order/or an official order.
2. If you require an invoice please send an official purchase order.
3. Please allow 14 days for delivery of Award Packs
4. PLEASE NOTE THAT VOLLEYBALL ENGLAND CANNOT ACCEPT RETURNED AWARD PACKS ONCE THEY HAVE BEEN PURCHASED.



Course Type

1. The **Volleyball Leaders** award is suitable for Year 10 (Key Stage 4) and above students, young club members or anyone wishing to develop their skills through coaching, refereeing and organising community volleyball activity.
2. The **Young Referees** award is suitable for 14 - 19 year olds and will enable the candidates to competently officiate all of the small-sided game formats of the Let's Play Volleyball programme. The course is mainly practical in nature and referees learn skills through active participation in fun and interactive activities.
3. The **Young Event Volunteer** award has been developed with the aim of providing young people with the knowledge and skills to volunteer at a national or international volleyball event or take a lead in organising a volleyball event in their school / college or club. It is ideal to support the delivery of the Level 1, 2 and 3 School Games.



All packs contain everything a teacher or coach needs to deliver the 6-hour Volleyball England accredited course to young people. The course does not require the tutor or participants to have any previous knowledge of volleyball.

Data Protection Disclaimer – Young People Courses

This information **MUST** be provided and delivered either visually or verbally to all candidates on our Young People courses so that they will understand beyond doubt what the purpose of holding their information is, and what they can expect to receive as a result of providing their consent for this information.

Volleyball England aims to provide the best service and opportunities to all of its members and from time to time may wish to obtain and hold certain information regarding those members who attend their courses.

As regards Young People courses (Young Leaders, Referees and Events Volunteers) we look to acquire the contact details of as many members as are interested in furthering their understanding and involvement in volleyball across all levels so that we might signpost them to these opportunities.

Volleyball England will collect information regarding; first name, surname, date of birth, telephone number and email address as this information provides the most reasonable way of contacting the person in question in line with the Data Protection Act 1988. This information will be used to provide a direct link to our Plus Programme* and will offer the opportunity for each candidate to gain particular information on deployment opportunities in their areas.

The personal information of each candidate will be held and used in line as above separately from our central database, until one of the following occurs;

1. The individual completed registration for the Plus Programme, which will result in their information being removed from the completed candidates list.
2. The individual requests that their personal information is removed from Volleyball England's records.

Candidates are also reminded of their statutory rights to request of the organisation any information of which is currently held. This request however, may be subject to a small administration charge.

Volleyball England also ensures that the personal information of each and every candidate will be contained securely in a way which is fit for the level of information held. Such security will include firewall protected and encrypted servers as well as database password protection

Provided that each candidate understands the above, please encourage them to tick the 'consent' box on the candidate registration form. Should they decide not to provide consent, then they may still provide their details, but they will be destroyed upon data entry when received and will not be contacted regarding our Plus Programme or other opportunities.

REFEREE QUALIFICATION SCHEME: APPLICATION FORM - RC/1

To be completed by the Course Organiser and returned to the Regional Referee Commissioner (richard.morten@morten.org.uk) no later than **6 weeks** prior to the start of the course.

COURSE DETAILS			
Level of Course - please tick (Candidate Registration Fee) Candidate fee includes relevant venue and tutor costs	<input type="checkbox"/> Grade 4 Indoor (1 day) (£50.00)	<input type="checkbox"/> Young Referee Award Tutor request (£25.00 per hr)	<input type="checkbox"/> Scorer (£15.00)
	<input type="checkbox"/> Grade C Sitting (£15.00)	<input type="checkbox"/> Grade 4 Beach (£20.00)	
Dates	Date: <input style="width: 50px;" type="text"/>		Open <input type="checkbox"/> Closed <input type="checkbox"/>
Venue point of contact for billing and venue details (please provide full address and post code)	<input style="width: 100%;" type="text"/>		
Gym booked (times)	<input style="width: 50px;" type="text"/>	Classroom booked (times)	<input style="width: 50px;" type="text"/>

Please Note: The recommended minimum number of candidates per course is 14, the maximum is 18. Any more than 18 candidates, or less than 14, permission must be granted by Referee Commission. For indoor courses the gym should be booked for the morning and the classroom for the afternoon, both 4 hours.

COURSE ORGANISER DETAILS			
Name	<input style="width: 100%;" type="text"/>		
Address (for all correspondence)	<input style="width: 100%;" type="text"/>		
Contact Details	☎ (h) <input style="width: 50px;" type="text"/>	☎ (w) <input style="width: 50px;" type="text"/>	
	☎ (m) <input style="width: 50px;" type="text"/>	✉ (email) <input style="width: 50px;" type="text"/>	

STAFF REFEREE DETAILS (completed by Referee Commissioner & forwarded to Volleyball England)			
Name	<input style="width: 100%;" type="text"/>		
Contact Details	☎(h) <input style="width: 50px;" type="text"/>	☎(m) <input style="width: 50px;" type="text"/>	✉ <input style="width: 50px;" type="text"/>

The following equipment should be provided. Please tick to confirm availability

Multi Media Projector & Screen/Large TV (*Accessible to External Laptop – NOT Network version)	<input type="checkbox"/>	Volleyball court with posts, net & antennae	<input type="checkbox"/>	Balls (Minimum 1 per 2 Candidates)	<input type="checkbox"/>
Team benches, Scorer's Table & Line judge flags	<input type="checkbox"/>	DVD player (as requested by Tutor)	<input type="checkbox"/>	Chairs, desks & writing paper for exam	<input type="checkbox"/>
Flipchart & pens	<input type="checkbox"/>	Referee Stand	<input type="checkbox"/>	Refreshments	<input type="checkbox"/>

Please instruct candidates to bring pen, paper, whistle, numbered shirt (if possible) and inform them of arrangements for refreshments / lunch. They may be required to play for demonstrations.

OFFICE USE ONLY			
Date Received in Office	<input style="width: 50px;" type="text"/>	Copy to Regional Referee Commissioner, RRA & Commission President:	<input style="width: 50px;" type="text"/>
Course Number Allocated	<input style="width: 50px;" type="text"/>		



KEY CONTACTS

ROMAN NEVEYKIN
WORKFORCE OFFICER
R.NEVEYKIN@VOLLEYBALLENGLAND.ORG
01509227730

LOUISE O'REILLY
WORKFORCE MANAGER
L.OREILLY@VOLLEYBALLENGLAND.ORG
01509227734

FIONA SWEETMAN
WORKFORCE ADMINISTRATOR
F.SWEETMAN@VOLLEYBALLENGLAND.ORG
01509227714

ROB PAYNE
YOUNG PEOPLE MANAGER
R.PAYNE@VOLLEYBALLENGLAND.ORG
01509227738

SAM HARDING
ADULT PARTICIPATION MANAGER
S.HARDING@VOLLEYBALLENGLAND.ORG
01509227742

REGIONAL CONTACTS (INVESTMENT ZONE MANAGERS)

LIZ FLETCHER
BLACK COUNTRY & STAFFORDSHIRE
L.FLETCHER@VOLLEYBALLENGLAND.ORG
07595022516

STEVE KERR
GREATER MANCHESTER
S.KERR@VOLLEYBALLENGLAND.ORG
07595022515

MARK SIMMONS
DORSET & HAMPSHIRE
M.SIMMONS@VOLLEYBALLENGLAND.ORG
07850938280

SAMANTHA JAMIESON
TEESIDE, TYNE & WEAR
S.JAMIESON@VOLLEYBALLENGLAND.ORG
07850314295

RACHEL LAYBOURNE
EAST LONDON & ESSEX
R.LAYBOURNE@VOLLEYBALLENGLAND.ORG
07850938304